



**CREATIVE TOURISM
WORKSHOPS CATALOGUE**

PROJECTO
TASA



PROACTIVETUR

TURISMO RESPONSÁVEL · RESPONSIBLE TOURISM

Contents

Creative Experiences:

Ceramics (almond blossom dish)	6
Ceramics (tile painting)	8
Cattail (place mat made with riverside plants)	11
Cana in the nature	14
Plant fibres from the Algarve	16
Marzipan sweets	19





In this catalogue you'll find great options for experiencing the Algarve in a creative way, while immersing yourself in the local culture, making contact with master craftsmen and creating your own souvenirs to take away with you. Each workshop is a story about the Algarve, its customs and people that you can experience first-hand.

Creative Tourism is an excellent way of contributing to the promotion and preservation of this region's important cultural and natural heritage. An authentic culture that we are very proud to share. Come and experience the Algarve!

CREATIVE EXPERIENCES

CERAMICS WORKSHOP

Almond blossom dish

Pottery is a versatile artform which lends itself to the production of both utilitarian and decorative pieces. Various stages are involved, amongst them modelling and painting, all manually executed, giving room for the maker's creative expression.

Lília Lopes has dedicated over 20 years to this activity and enjoys welcoming people to her atelier and passing on her passion for pottery.

This activity takes inspiration from regional fruits and consists of modelling and painting a small dish in the shape of an almond blossom.



All year round



Silves / S. B. Messines



Lília Lopes
Atelier Dois
LL

Participants	Duration	Languages	Price	Additional information	Booking
1 to 8 people	1:30h	Portuguese English Spanish	On request	This activity is not open to children unless accompanied by a family member	48 hours in advance

PROGRAMME

- **Presentation** of the atelier and the activity.
- **Modelling** a bowl using the ball technique.
- **Painting** piece in bisque.



CERAMICS WORKSHOP

Tile painting

Azulejaria, or Portuguese ornamental tile painting, is a traditional Portuguese art that is hundreds of years old. It is very widespread across the Algarve region, particularly in the application of a Portuguese tile technique resembling Maiolica. For this activity, participants will get the chance to try their hand at painting a Portuguese (tile) in cobalt blue hues using the traditional technique. They may choose a design on the day. Designs to choose from include traditional Portuguese motifs (bird, ship, Portuguese guitar, flower) or motifs related to the Algarve (orange blossom branch and orange details).




All year round




Silves / S. B. Messines



Lília Lopes
Atelier Dois LL


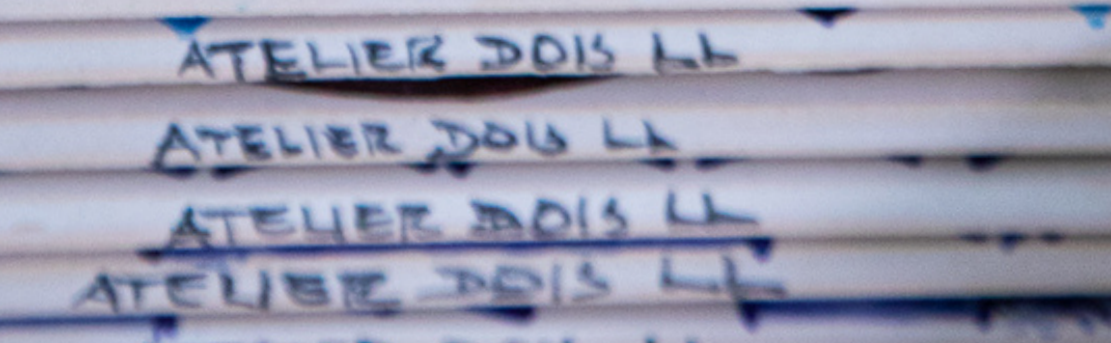




Participants	Duration	Languages	Price	Additional information	Booking
<p>1 to 8 people</p> <p>The final piece can be sent to mainland Portugal for 12€ (3 to 4 weeks)</p>	1:30h	<p>Portuguese</p> <p>English</p> <p>Spanish</p>	On request	This activity is not open to children unless accompanied by a family member	48 hours in advance

PROGRAMME

- **Presentation of the atelier** and the activity.
- **Brief history** on the tradition.
- **Choice of motif for the:** replicas of azulejo from the eighteenth century, for the so-called "azulejo avulso" or "one-off tile" or motifs with an orange theme.
- **Making the stencil:** drawing the design on tracing paper, then perforating.
- **Transferring the drawing** onto the azulejo using a charcoal "doll".
- **Painting the design onto the azulejo**, using high fire paints in cobalt blue colours.







WORKSHOP WITH CATTAIL

Place mat made with riverside plants

The Algarve's endemic plant materials have ancestrally been used for multiple purposes drawing on ingenious techniques suited to the intended purpose. Rudimentary equipment or support tools are commonly used in handiwork of this nature.

A "stone loom" is used to create the mats, which were used to dry fruits. It consists of a hanging beam supported by two racks, on which small bundles of fibre (in this case, the cattail) are placed, and four stones serve as bobbins to weave the strands together.

This is a dynamic and straightforward activity, in which the participant will get the chance to weave a small place mat.



All year round



Silves / S. B. Messines



Ana Silva/José Vitorino



Participants	Duration	Languages	Price	Additional information	Booking
Up to 2 people	1:30h	Portuguese English Spanish	On request	This activity is not open to children unless accompanied by a family member	48 hours in advance

PROGRAMME

- **Background** on the mat-making tradition.
- **Explanation** on how the material is prepared and the use of bobbins to interweave the strands.
- Marking of **measurements on the loom**.
- **Making** of the mat by the participants.
- **Finishing** the piece.



WORKSHOP WITH CANE — IN NATURE —

In the heart of Fonte da Benémola, a protected area that is home to more than 300 different plant species, as well as extensive reed beds, we will learn the ancient art of working the reed and the possibilities it offers as a raw material for creating toys and objects.

In a two-hour activity, we will take a short walk near a cane field, learn how to harvest the cane and build objects of our choice.





All year round



Loulé/Benémola



Ana Silva/José Vitorino

Participants	Duration	Languages	Price	Additional information	Booking
Up to 4 people	2h	Portuguese English Spanish	On request	This activity is not open to children unless accompanied by a family member	48 hours in advance

PROGRAMME

- **Harvest** of the material.
- **Explaining** about the preparation of the material for use.
- **Execution and finalisation** of the piece.

You can choose from:

- A set of **cane mini-beakers**
- **Cane tube box** to preserve your memories of this experience



WORKSHOP WITH PLANT FIBERS FROM THE ALGARVE

Palm, cane and other aquatic plants has been exploited ever since by shepherds, farmers, builders, craftsmen and children, to make objects to work, leisure and entertain.

With these native plants were created ancestral techniques such as "empreita"

and amazing objects that are an important part of the rich cultural heritage of the region.

Experience the place and this unique culture, in a hands on workshop, and also choose and create your own object to take and remember.



All year round



Loulé/oficina TASA



Ana Silva/José Vitorino





Participants	Duration	Languages	Price	Additional information	Booking
Up to 4 people	2:30h	Portuguese English Spanish	On request	This activity is not open to children unless accompanied by a family member	72 hours in advance

PROGRAMME

- **Explain the importance of using plant materials** to meet the needs associated with rural activities.
- **Explaining** the activity.
- **Preparation** of materials.
- **Finishing** the pieces.

You can select 1 or 2 objects from the following:


- **Cartaxinho** (cane chestnut)
- **Palm hand brush**
- **Cane clips**
- **Cane tube box**








POPULAR ALGARVE SWEETS AND CREATIVITY



At the beginning of the 20th century, the tree occupying most Algarve farmland was the almond tree, which became a regional symbol over the centuries. It represents beauty, creation, transience and longing. Its fruit, the almond, is one of the main ingredients in Algarve confectionery and its most distinctive element.

The most famous of regional confectionery made with almonds are the marzipan shapes known locally as doce fino. This millennial art is one of the most vibrant and active popular cultures in Portugal. The variations of doce fino produced by confectioners' hands are limited only by their imaginations.

In this workshop, we'll present the various types, themes and varieties of doce fino as well as looking at the existing relationship between local everyday life, festivities and the development of this artform.



In this gastronomic and artistic activity, participants will be able to get their hands busy and model figures in a similar way to clay; learn the basics of the gastronomic technique with the guidance of a local confectioner, and learn some of the different techniques used in painting the sweets. The activity ends with tea and a tasting of the cakes made.



All year round
Except August and
September and the first
half of January.



Silves
DOÇARIA DO SUL



Alexandra Santos
Doçaria do Sul
Candy maker may vary

Participants	Duration	Languages	Price	Additional information	Booking
Min. 4 people	1:30h	Portuguese English Spanish	On request	Ideal for families	72 hours in advance

PROGRAMME

- **Introduction** to the local historical context.
- **Information** about the ingredients and the process of making the sweets.
- **Modelling the shapes.**
- **Painting.**
- **Tasting.**



CONTACT US

www.projectotasa.com
info@projectotasashop.com

www.proactivetur.pt
mail@proactivetur.pt

T (+351) 289 416 198

Rua de Portugal, 35 B, 8100-554 Loulé, Portugal





PROJECTO
TASA



PROACTIVETUR

TURISMO RESPONSÁVEL RESPONSIBLE TOURISM